

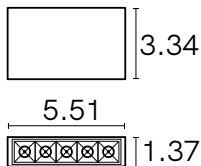

TL-2810.SOR |

CEILING MOUNTED

THE RASTER®



* Opaline and wallwasher variables



Product description

Ceiling mounted luminaire 10 W. With mini reflectors that reduce glare and optimize visual comfort. LED technology with high light efficiency and high CRI.

Additional information

10° beam angle only available with Clear Lens.

Physical

Outside colors: *White / black*
 Inside colors: *Yellow / sky blue / royal blue / white / light brown / chrome / golden / black / matt black / red / pink*
 Embedded cut: *Not applies*
 Manufactured: *Die-cast aluminum*

Dimension: *5.51x1.37x3.34"*
 Mounting: *Ceiling mounted*
 IP: *23*
 IK:
 Weight:

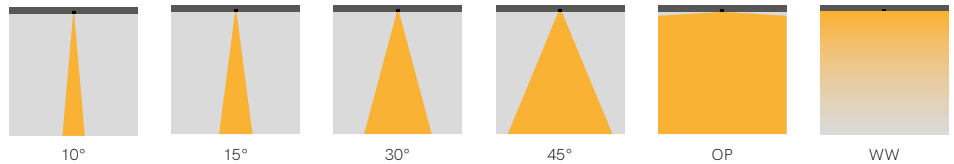
Technical data

Dimming: *TRIAC (90 - 130 V~)*
 Driver: *Included (remote)*
 Life Time LED: *35 000 h*
 Lamp: *Included*
 Insulation class: *Class II*
 LED: *SMD OSRAM 3030*

Harmonics: *<15%*
 Amperage: *0.1 - 0.03 A*
 Power Factor: *0.9*
 Input Frequency: *50/60 Hz*
 Power: *10 W*
 Ambient temperature range: *-20 °C a +45 °C*
 Voltage: *100 - 300 V~*
 Beam angles: *10° / 15° / 30° / 45°*

Real flux: *2 200 K (650 lm) / 2 700 K (700 lm) / 3 000 K (725 lm) / 4 000 K (750 lm) / 5 000 K (800 lm)*
 Nominal flux:
 CRI: *≥90*
 Light temperature: *2 200 K / 2 700 K / 3 000 K / 4 000 K / 5 000 K*
 UGR: *≤16*

Optical properties and beam angle



Product configuration

VARIANT	OUTSIDE COLORS	INTERNAL COLORS	LIGHT TEMPERATURE	BEAM ANGLES	OPTICAL LENS	DIMMABLE
TL-2810.SOR						
OP OPALINE	B WHITE	A YELLOW	22 2 200 K	10 10°	LC CLEAR	D DIMTRIAC
WW WALLWASHER	N BLACK	AC SKY BLUE	27 2 700 K	15 15°	LD DIFFUSE	
		AR ROYAL BLUE	30 3 000 K	30 30°	LV VERTICAL (LONGITUDINAL)	
		B WHITE	40 4 000 K	45 45°	LP PRISMATIC	
		C LIGHT BROWN	50 5 000 K			
		CR CHROME				
		D GOLDEN				
		N BLACK				
		NM BLACK MATT				
		R RED				
		RS PINK				

* Place write only if you want these combinations.

* Not APPLY WITH OP y WW

CERTIFICATIONS

